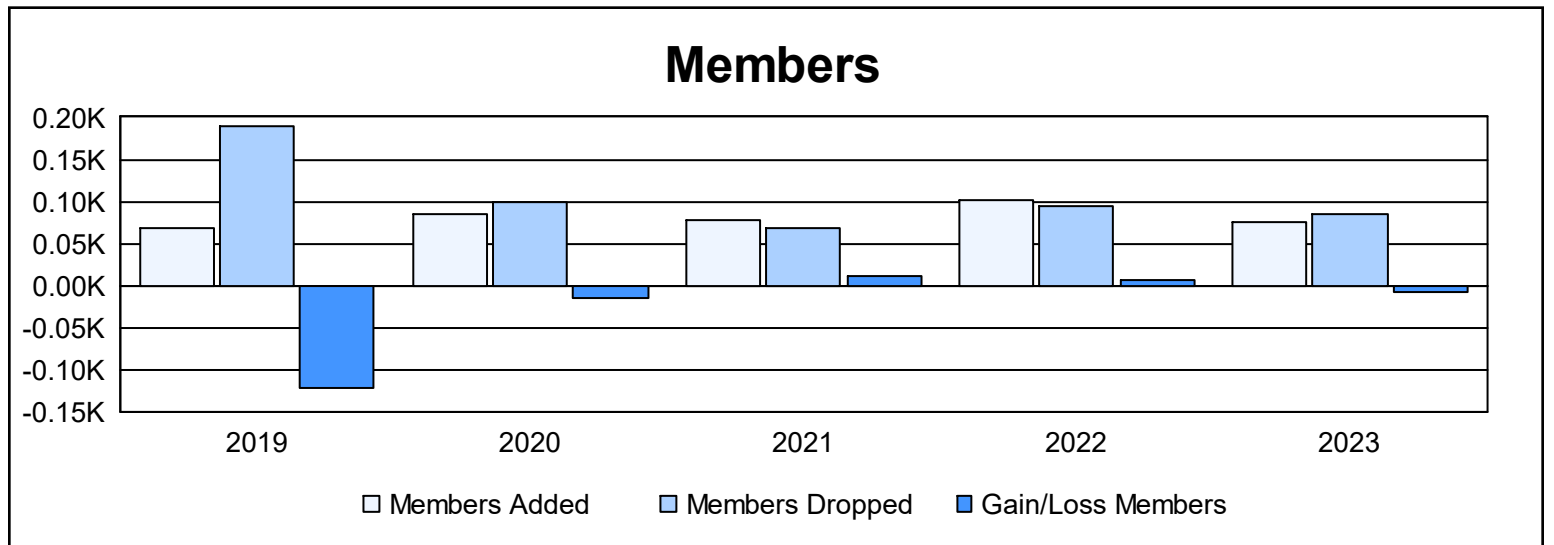
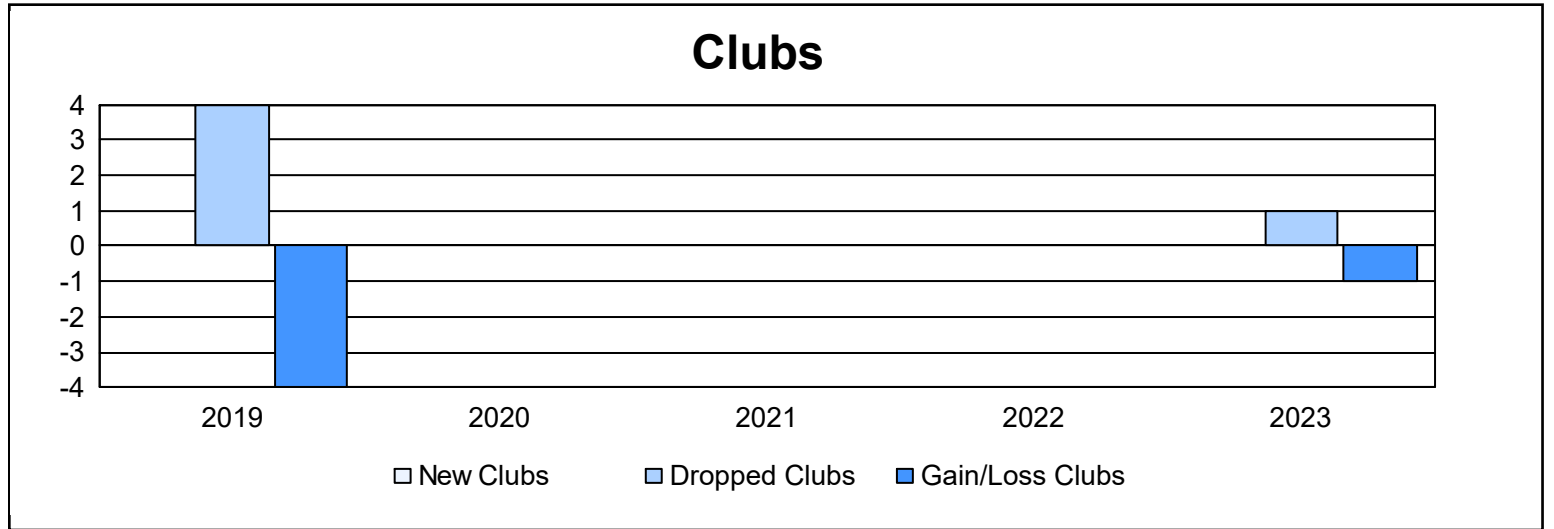
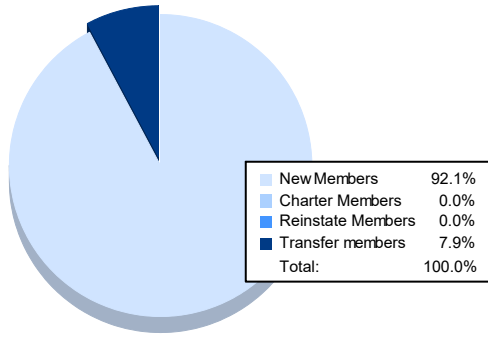


| Year | New Clubs | Dropped Clubs | Gain/ Loss Clubs | New Members | Charter Members | Reinstate Members | Transfer Members | Total Member Added | Total Members Dropped | Gain/ Loss Members |
|----------------|-----------|---------------|------------------|-------------|-----------------|-------------------|------------------|--------------------|-----------------------|--------------------|
| 2018-2019 | 0 | 4 | -4 | 56 | 0 | 3 | 8 | 67 | 189 | -122 |
| 2019-2020 | 0 | 0 | 0 | 63 | 0 | 4 | 18 | 85 | 99 | -14 |
| 2020-2021 | 0 | 0 | 0 | 71 | 0 | 2 | 5 | 78 | 68 | 10 |
| 2021-2022 | 0 | 0 | 0 | 100 | 0 | 0 | 2 | 102 | 95 | 7 |
| 2022-2023 | 0 | 1 | -1 | 70 | 0 | 0 | 6 | 76 | 84 | -8 |
| Average | 0 | 1 | -1 | 72 | 0 | 2 | 8 | 82 | 107 | -25 |



Membership Composition June 2023 Cumulative



Gender Composition June 2023 Cumulative

